




# NICARAGUA EN CIFRAS NICARAGUA IN FIGURES 2023



## **REFERENCIA - REFERENCE**

Datos demográficos, disponibles en <http://www.inide.gob.ni> -  
Population data, available online at <http://www.inide.gob.ni>

Indicadores económicos, disponibles en <http://www.bcn.gob.ni> -  
Economic indicators, available online at <http://www.bcn.gob.ni>

© Banco Central de Nicaragua

Paso a Desnivel Nejapa, 100 metros al este,  
Pista Juan Pablo II  
Managua, Nicaragua

Apartado Postal 2252, 2253  
Teléfono: 2255 7171

website <http://www.bcn.gob.ni>  
email@[bcn.gob.ni](mailto:bcn.gob.ni)

Fax: 2265 1246

Diseño y diagramación: Inty Pereira Artola

Publicación y distribución: Banco Central de Nicaragua

# CONTENIDO - CONTENT

## INDICADORES GENERALES - GENERAL INDICATORS

|   |   |
|---|---|
| Datos geográficos - Geographic data .....         | 1 |
| Indicadores económicos - Economic indicators..... | 2 |
| Indicadores sociales - Social indicators .....    | 3 |

## CONTEXTO REGIONAL - REGIONAL CONTEXT

|   |   |
|---|---|
| Indicadores económicos - Economic indicators.....                               | 4 |
| Indicadores sociales seleccionados 2023 - Selected social indicators 2023 ..... | 5 |

## SECTOR REAL - REAL SECTOR

|   |    |
|---|----|
| Producto interno bruto por actividad económica - Gross domestic product by activity.....  | 6  |
| Producto interno bruto por el gasto - Gross domestic product by expenditure .....   | 7  |
| Ingreso nacional - National income .....  | 8  |
| Valor agregado de agricultura, pecuario, silvicultura, pesca y minería - Value added of agriculture, livestock, forestry, fishing and mining..... | 9  |
| Producción pecuaria - Livestock production .....  | 10 |
| Valor agregado del sector manufactura, según industrias seleccionadas - Value added of Manufacturing sector output for selected industries .....  | 11 |
| Valor agregado de las actividades servicio y comercio - Value added of services and commercial activities .....                                   | 12 |

## PRECIOS - PRICES

|   |    |
|---|----|
| Índice de precios al consumidor (2006=100) - Consumer price index (2006=100)..... | 13 |
| Índice de precios sectoriales - Sector - specific price index.....                | 14 |

## **SECTOR EXTERNO - EXTERNAL SECTOR**

|  |    |
|--|----|
| Balanza de pagos <sup>1/</sup> - Balance of payments <sup>1</sup> .....  | 15 |
| Comercio exterior de bienes - Trade balance .....  | 16 |
| Exportaciones de mercancías (FOB) por productos - Merchandise exports by product (FOB).....  | 17 |
| Exportaciones de zona franca (FOB) por productos - Free zone exports (FOB) by products .....   | 18 |
| Exportaciones de mercancías más zona franca por países de destino, 2023 - Merchandise and free zone exports by countries, 2023 ..... | 19 |
| Importaciones de mercancías por uso económico - Merchandise imports by economic use .....  | 20 |
| Inversión extranjera directa en Nicaragua por sector de destino - Foreign direct investment in Nicaragua by destination sector ..... | 21 |

## **FINANZAS - FINANCE**

|  |    |
|--|----|
| Activos y pasivos de instituciones financieras reguladas - Assets and liabilities of regulated financial institutions .....      | 22 |
| Cartera de crédito de la banca al sector privado - Bank credit to private sector .....   | 23 |
| Tasas de interés domésticas <sup>1/</sup> - Domestic interest rates <sup>1/</sup> .....  | 24 |
| Transacciones bursátiles por emisor <sup>1/</sup> - Stock exchange transactions by issuer <sup>1/</sup> .....                    | 25 |
| Tipo de cambio promedio de compra respecto al dólar de EUA - Average purchase exchange rate, with respect to the US dollar ..... | 26 |
| Estructura funcional del gasto del Gobierno Central - Central Government expenditure by destination .....                        | 27 |
| Ingresos del Gobierno Central <sup>1/</sup> - Central Government revenues <sup>1/</sup> .....                                    | 28 |

## **TURISMO - TOURISM**

|   |    |
|---|----|
| Llegada de visitantes y hoteles - Visitor arrivals and hotels .....                           | 29 |
| Llegada de visitantes por tipo de transporte - Arrival of visitors by type of transport ..... | 29 |

|   |    |
|---|----|
| Principales regiones de procedencia de turistas <sup>1/</sup> - Main regions of origin of tourists <sup>1/</sup> .....                      | 30 |
| Ingreso por turismo - Tourism income .....  | 31 |
| Composición del valor agregado turístico por actividad económica 2023 - Composition of tourism value added by economic activity, 2023 ..... | 32 |
| Estructura de consumo por tipo de turismo, 2023 - Structure of tourism consumption by type, 2023 .....                                      | 33 |

## **CONSTRUCCIÓN Y BIENES RAÍCES - CONSTRUCTION AND REAL ESTATE**

|  |    |
|--|----|
| Área construida por destino económico - Built area by economic sector.....                           | 34 |
| Valor del área construida por destino económico - Building costs value by type of construction ..... | 34 |
| Inversión pública por sectores <sup>1/</sup> - Public investment by sector <sup>1/</sup> .....       | 35 |

## **SERVICIOS PÚBLICOS - UTILITIES**

|   |    |
|---|----|
| Consumo facturado de agua y electricidad - Billed water and electricity consumption ..... | 36 |
| Generación bruta de energía eléctrica - Gross electricity generation.....                 | 37 |

## **TRANSPORTE Y COMUNICACIONES - TRANSPORT AND COMMUNICATIONS**

|  |    |
|--|----|
| Carga transportada - Cargo transportation .....    | 38 |
| Transporte de pasajeros - Passenger transport..... | 39 |
| Servicios Postales - Postal services.....          | 39 |

## **POBLACIÓN - POPULATION**

|   |    |
|---|----|
| Población de Nicaragua por grupo de edades, 2023 - Population of Nicaragua by age group, 2023 .....                 | 40 |
| Población perteneciente a pueblos indígenas o comunidades étnicas - Population belonging to ethnic communities..... | 41 |
| Población de 12 años y más, por estado conyugal - Population over 12 years old by marital status .....              | 42 |
| Indicadores demográficos - Demographic indicators .....   | 42 |

## **EDUCACIÓN - EDUCATION**

|  |    |
|--|----|
| Población de 10 años y más por nivel de instrucción y años de estudio aprobados - Population over 10 years old by level of education and years of study approved ..... | 43 |
|--|----|

## **FUERZA LABORAL - LABOR FORCE**

|   |    |
|---|----|
| Principales indicadores de empleo - Main employment indicators .....  | 44 |
| Afiliados al INSS según actividad económica - Social security members by economic activity .....  | 45 |
| Salarios promedios afiliados al INSS según actividad económica - Nominal average wage of social security members by economic activity ..... | 46 |

## **NIVELES DE SEGURIDAD - SECURITY LEVELS**

|  |    |
|--|----|
| Tasa de homicidios en Centroamérica 2023 - 2023 Homicide rate in Central America ..... | 47 |
|--|----|

## **CALIFICACIÓN SOBERANA - SOVEREIGN RATING**

|  |    |
|--|----|
| Calificaciones y perspectiva de Centroamérica y República Dominicana - Sovereign ratings and outlook of Central America and the Dominican Republic. .... | 48 |
| Calificación crediticia soberana de Nicaragua - Nicaraguas sovereign credit rating .....   | 49 |

# INDICADORES GENERALES - GENERAL INDICATORS

## Datos geográficos - Geographic data

|  |   |
|--|---|
| Nombre oficial - Official name   | República de Nicaragua - Republic of Nicaragua                                    |
| Capital - Capital  | Managua   |
| Idioma oficial - Official language   | Español - Spanish   |
| Población - Population   | 6.8 millones - 6.8 millions   |
| División política administrativa - Political administrative division         | 15 departamentos y 2 regiones autónomas - 15 departments and 2 autonomous regions |
| Moneda - currency  | Córdoba   |
| Superficie total (Km <sup>2</sup> ) - Total land area (sq km)                | 130,373.5   |
| Superficie tierra firme <sup>1/</sup> - Mainland <sup>1/</sup>               | 120,339.5   |
| Superficie territorio insular - Insular territory                            | 517.4   |
| Extensión de lagos y lagunas <sup>1/</sup> - Lakes and lagoons <sup>1/</sup> | 10,407.3  |
| Extensión del lago Cocibolca - Cocibolca lake                                | 8,138.1   |
| Extensión del lago Xolotlán - Xolotlan lake                                  | 1,052.9   |
| Cuencas hidrográficas - Hydrographic basins                                  | 21  |
| Lagunas - Lagoons  | 26  |
| Cumbres montañosas (más de 1,000 mts) - Mountains (higher than 1,000 mts)    | 61  |
| Volcanes - Volcanoes   | 28  |
| Activos - Active   | 7   |
| Inactivos - Not active   | 21  |
| Temperatura máxima absoluta °C (anual) - Maximum temperature (°C)            | 37  |
| Temperatura mínima absoluta °C (anual) - Minimum temperature (°C)            | 20  |
| Humedad relativa del aire (anual) - Relative humidity (annual)               | 63% - 88%   |

1/ : Incluyendo islas - Islands included.

Fuente - Source: INIDE e INITER.

## Indicadores económicos - Economic indicators

| Indicadores - Indicators   | 2021     | 2022     | 2023     |
|--|----------|----------|----------|
| Producto Interno Bruto (US\$ millones) - Gross domestic product , GDP (US\$ millions)                                  | 14,144.1 | 15,649.9 | 17,829.2 |
| Producto Interno Bruto per cápita (US\$) - Per capita GDP (US\$)   | 2,122.3  | 2,324.1  | 2,620.4  |
| Crecimiento real de la economía (%) - Real GDP growth (%)  | 10.3     | 3.8      | 4.6      |
| Inflación (%) - Inflation (%)  | 7.2      | 11.6     | 5.6      |
| Tipo de cambio oficial promedio (C\$ x US\$) - Average exchange rate (C\$ x US\$)                                      | 35.2     | 35.9     | 36.4     |
| Producción del sector industrial (US\$ millones) - Manufacturing sector production (US\$ millions)                     | 7,433.4  | 8,704.8  | 9,299.9  |
| Producción del sector primario (US\$ millones) <sup>1/</sup> - Primary sector production (US\$ millions) <sup>1/</sup> | 4,699.7  | 5,438.6  | 5,860.7  |
| Exportaciones de bienes y servicios (US\$ millones) - Exports of goods and services (US\$ millions)                    | 8,341.8  | 10,213.0 | 8,249.6  |
| Importaciones de bienes y servicios (US\$ millones) - Imports of goods and services (US\$ millions)                    | 7,474.7  | 9,100.5  | 10,517.1 |
| Oferta monetaria (M1A) (US\$ millones) - Money supply (M1A) (US\$ millions)  | 2,690.1  | 2,933.9  | 3,426.2  |
| Reservas Internacionales Brutas (US\$ millones) - Gross international reserves (US\$ millions)                         | 4,046.6  | 4,404.4  | 5,447.0  |
| Deuda pública interna (US\$ millones) <sup>2/</sup> - Domestic public debt (US\$ millions) <sup>2/</sup>               | 1,455.6  | 1,356.7  | 1,542.4  |
| Deuda externa pública (US\$ millones) - External public debt (US\$ millions)   | 7,805.9  | 8,122.7  | 8,549.0  |

1/ : Incluye agricultura, pecuario, silvicultura, pesca y minería - It includes agriculture, livestock, forestry, fishing and mining.

2/ : Incluye deuda del Gobierno y del Banco Central de Nicaragua con el sector privado - It includes Government and Central Bank debt with private sector.

Fuente - Source: INIDE, DGA, INPESCA y BCN.



## Indicadores sociales - Social indicators

| Indicadores - Indicators  | 2021    | 2022    | 2023    |
|---|---------|---------|---------|
| Población total (miles) <sup>1/</sup> - Total population (thousands) <sup>1/</sup>                              | 6,664.4 | 6,733.8 | 6,803.9 |
| Gasto gubernamental en educación (% PIB) <sup>2/</sup> - Government spending on education (% GDP) <sup>2/</sup> | 4.1     | 3.8     | 3.7     |
| Gasto gubernamental en salud (% PIB) <sup>3/</sup> - Government spending on health (% GDP) <sup>3/</sup>        | 5.4     | 4.2     | 3.6     |
| Gasto gubernamental en salud (US\$ por habitante) - Government spending on health (US\$ per person)             | 112.9   | 98.1    | 93.7    |

1/ : INIDE, Estimaciones y proyecciones de población nacional, departamental y municipal, revisión diciembre 2023 - INIDE, national, departmental and municipal population statistics forecasts, review december 2023.

2/ : Incluye el sector de educación - Includes the education sector.

3/ : Incluye el sector de salud - Includes the health sector.

Fuente - Source: INIDE y MHCP.

## CONTEXTO REGIONAL - REGIONAL CONTEXT

### Indicadores económicos - Economic indicators

| Indicadores - Indicators  | Nicaragua | Costa Rica | El Salvador | Guatemala | Honduras | República Dominicana |
|---|-----------|------------|-------------|-----------|----------|----------------------|
| Crecimiento real del PIB (%) - Real GDP growth (%)  | 4.6       | 4.9        | 2.3         | 3.4       | 3.3      | 3.1                  |
| PIB nominal per cápita (US\$) - Per capita GDP (US\$)   | 2,620.4   | 16,390.2   | 5,349.5     | 5,368.9   | 3,330.3  | 11,187.0             |
| Inflación (%) - Inflation rate (%)  | 5.6       | (1.8)      | 1.2         | 4.2       | 5.2      | 3.6                  |
| Cuenta corriente a PIB (%) - Current account (as % GDP)   | 7.7       | (1.0)      | (1.4)       | 3.1       | (2.6)    | (3.6)                |
| Remesas (millones US\$) - Remittances (millions of US\$)  | 4,660.1   | 589.0      | 8,181.8     | 19,804.0  | 9,177.5  | 10,157.2             |
| RIN a importaciones (en meses de importación) - Net international reserves/imports (number of times)                                      | 8.5       | 9.0        | 2.1         | 9.3       | 5.6      | 7.8                  |
| Deuda pública externa a PIB - External public debt (as % GDP)   | 47.9      | 21.3       | 35.5        | 11.9      | 27.2     | 33.2                 |
| Saldo operacional del Gobierno Central a PIB (incluye donaciones) - Operational balance of Central Government including grants (as % GDP) | 2.6       | (3.3)      | (2.2)       | (1.3)     | (1.4)    | (3.3)                |

Fuente - Source : INIDE, SECMCA, CEPAL y BCN.

## Indicadores sociales seleccionados 2023 - Selected social indicators 2023

| Indicadores - Indicators  | Nicaragua | Costa Rica | El Salvador | Guatemala | Honduras | República Dominicana |
|---|-----------|------------|-------------|-----------|----------|----------------------|
| Población (miles de personas) <sup>1/</sup> - Population (thousands) <sup>1/</sup>  | 6,803.9   | 5,212.2    | 6,364.9     | 18,092.0  | 10,593.8 | 11,333.0             |
| Tasa de crecimiento de la población (tasa anual media por cada cien habitantes) - Population annual growth rate (average annual rate per hundred inhabitants) | 1.0       | 0.6        | 0.4         | 1.4       | 1.5      | 0.9                  |
| Porcentaje de la población urbana (porcentaje de la población total) - Percentage of urban population (as % total population)                                 | 59.0      | 80.8       | 72.4        | 59.8      | 56.3     | 82.5                 |
| Tasa de natalidad (tasa bruta por cada mil habitantes) - Birth rate (Gross birth rate per thousand inhabitants)   | 19.6      | 11.5       | 15.6        | 20.6      | 20.5     | 17.7                 |
| Tasa de fecundidad (número de hijos por mujer) - Fertility rate (Number of children per woman)  | 2.3       | 1.5        | 1.8         | 2.3       | 2.3      | 2.2                  |
| Esperanza de vida al nacer (años, promedio) - Life expectancy at birth (years, average)   | 74.8      | 80.3       | 73.4        | 70.2      | 73.5     | 74.4                 |
| Tasa de mortalidad (tasa bruta por cada mil habitantes) - Mortality rate (Gross mortality rate per thousand inhabitants)                                      | 4.7       | 5.5        | 7.0         | 6.1       | 4.4      | 6.1                  |

1/ : Para Nicaragua, el dato de población fue proporcionado por INIDE, para el resto de países fue tomada de CEPAL - For Nicaragua, the population data was provided by INIDE, for the of the contries, the information was taken from ECLAC's 2023 Statistical Yearbook.

Fuente - Source: INIDE y CEPAL.

## SECTOR REAL - REAL SECTOR

### Producto interno bruto por actividad económica - Gross domestic product by activity

| Conceptos - Concepts   | Crecimiento PIB real - Real GDP growth |                    |                    | Participación PIB nominal - Nominal GDP participation |                    |                    |
|--|--|--------------------|--------------------|---|--------------------|--------------------|
|  | 2021 <sup>p/</sup>                     | 2022 <sup>p/</sup> | 2023 <sup>e/</sup> | 2021 <sup>p/</sup>                                    | 2022 <sup>p/</sup> | 2023 <sup>e/</sup> |
| <b>Total</b>   | <b>10.3</b>                            | <b>3.8</b>         | <b>4.6</b>         | <b>100.0</b>  | <b>100.0</b>       | <b>100.0</b>       |
| Impuestos netos a productos - Net taxes on products                      | 13.6                                   | 6.4                | 8.8                | 10.9  | 11.0               | 11.0               |
| Agricultura - Agriculture  | 5.8                                    | 2.7                | (3.8)              | 8.1   | 9.1                | 8.2                |
| Pecuario - Livestock   | 7.3                                    | (0.6)              | 1.5                | 5.8   | 6.0                | 5.9                |
| Silvicultura y extracción de madera - Forestry                           | 1.5                                    | 1.9                | 1.5                | 0.8   | 0.8                | 0.8                |
| Pesca y acuicultura - Fishing  | 10.1                                   | 5.8                | (15.5)             | 0.7   | 0.7                | 0.5                |
| Explotación de minas y canteras - Mining and quarrying                   | 38.2                                   | 3.4                | 12.8               | 5.5   | 5.2                | 5.8                |
| Industrias manufactureras - Manufacturing                                | 14.2                                   | 5.2                | 2.2                | 13.9  | 13.9               | 13.8               |
| Construcción - Construction  | 33.3                                   | (12.2)             | 8.1                | 4.9   | 4.3                | 4.9                |
| Electricidad - Electricity   | 10.9                                   | 1.9                | 12.7               | 2.6   | 2.4                | 2.5                |
| Agua - Water supply  | 3.2                                    | 2.6                | 3.9                | 0.3   | 0.3                | 0.3                |
| Comercio - Trade   | 15.6                                   | 7.2                | 7.2                | 11.5  | 12.0               | 12.1               |
| Hoteles y restaurantes - Hotels and restaurants                          | 10.5                                   | 29.0               | 23.3               | 2.0   | 2.5                | 3.4                |
| Transporte y comunicaciones - Transport and communications               | 8.5                                    | 8.4                | 4.6                | 4.5   | 4.7                | 4.8                |
| Intermediación financiera y servicios conexos - Financial intermediation | (2.1)                                  | 3.6                | 4.6                | 4.2   | 4.2                | 4.5                |
| Propiedad de vivienda - Housing  | 0.6                                    | 1.1                | 1.6                | 5.3   | 4.9                | 4.5                |
| Administración pública y defensa - Public administration and defense     | 1.5                                    | 1.5                | 1.2                | 4.4   | 4.2                | 3.9                |
| Enseñanza - Education  | 1.7                                    | 0.5                | 0.8                | 4.7   | 4.4                | 4.0                |
| Salud - Health   | 2.7                                    | 2.6                | 1.7                | 2.6   | 2.4                | 2.2                |
| Otros servicios - Other services   | 0.9                                    | 3.9                | 3.5                | 7.3   | 7.1                | 6.9                |

p/ : Preliminar - Preliminary.

e/ : Estimado - Estimated.

Fuente - Source: BCN.

## Producto interno bruto por el gasto - Gross domestic product by expenditure

(participación porcentual - porcentaje participation)

| Conceptos - Concepts   | 2021 <sup>p/</sup> | 2022 <sup>p/</sup> | 2023 <sup>e/</sup> |
|--|--------------------|--------------------|--------------------|
| <b>Total</b>   | <b>100.0</b>       | <b>100.0</b>       | <b>100.0</b>       |
| Consumo del Gobierno - Government consumption  | 15.4               | 13.7               | 12.2               |
| Del cual - Of which  |                    |                    |                    |
| Gasto de consumo individual - individual consumption expenditure                         | 8.0                | 6.7                | 5.8                |
| Gasto de consumo colectivo - Collective consumption expenditure                          | 7.4                | 7.0                | 6.4                |
| Consumo individual de hogares e ISFLSH - individual consumption of households and NPISHs | 74.8               | 80.1               | 78.1               |
| Formación bruta de capital fijo - Gross fixed capital formation                          | 23.2               | 21.4               | 21.2               |
| Cambios en los inventarios - Changes in inventory  | 0.1                | 0.4                | 1.8                |
| Exportaciones netas de bienes y servicios - Net export of goods and services             | (13.5)             | (15.6)             | (13.3)             |

p/ : Preliminar - Preliminary.

e/ : Estimado - Estimated.

Nota - note : El consumo se desagrega, en consumo del gobierno individual y colectivo y consumo individual de hogares e ISFLSH - Consumption is divided, into Government consumption individual and collective and individual consumption of households and NPISHs.

Fuente - Source: BCN.

## Ingreso nacional - National income

| Conceptos - Concepts  | 2021 <sup>p/</sup> | 2022 <sup>p/</sup> | 2023 <sup>e/</sup> |
|---|--------------------|--------------------|--------------------|
| Ingreso nacional bruto (millones de dólares) - Gross national income (millions of dollars)  | 13,249.4           | 14,530.3           | 16,935.3           |
| Ingreso nacional bruto per cápita (dólares) - Gross national income per capita (dollars)    | 1,988.1            | 2,157.8            | 2,489.1            |
| Producto Interno Bruto (millones de dólares) - Gross Domestic Product (millions of dollars) | 14,144.1           | 15,649.9           | 17,829.2           |

p/ : Preliminar - Preliminary.

e/ : Estimado - Estimated.

Fuente - Source: BCN.

## Valor agregado de agricultura, pecuario, silvicultura, pesca y minería - Value added of agriculture, livestock, forestry, fishing and mining

(millones de dólares - millions of dollars)

| Conceptos - Concepts   | 2021 <sup>p/</sup> | 2022 <sup>p/</sup> | 2023 <sup>e/</sup> |
|--|--------------------|--------------------|--------------------|
| <b>Total industrias - All industries</b>                                 | <b>2,963.1</b>     | <b>3,398.8</b>     | <b>3,770.7</b>     |
| Actividades agrícolas - Agricultural activities                          | 1,143.2            | 1,417.3            | 1,470.1            |
| Café oro - Green coffee  | 383.3              | 526.4              | 457.1              |
| Caña de azúcar - Sugar cane  | 79.3               | 77.2               | 140.7              |
| Granos básicos - Basic grains  | 201.7              | 301.7              | 318.9              |
| Otros productos agrícolas - Other agricultural products                  | 478.9              | 512.1              | 553.4              |
| Actividades pecuarias - Livestock activities                             | 822.7              | 934.9              | 1,046.5            |
| Actividades silvícolas - Forestry activities                             | 118.2              | 129.4              | 137.6              |
| Actividades pesqueras y acuícolas - Fisheries and aquaculture activities | 100.1              | 104.3              | 80.4               |
| Actividades de minería - Mining activities                               | 778.8              | 812.9              | 1,036.2            |

p/ : Preliminar - Preliminary.

e/ : Estimado - Estimated.

Fuente - Source: BCN.

## Producción pecuaria - Livestock production

(miles - thousands)

| Conceptos - Concepts                      | 2021     | 2022 <sup>p/</sup> | 2023 <sup>p/</sup> |
|---|----------|--------------------|--------------------|
| <b>Ganado vacuno - Cattle</b>             |          |                    |                    |
| Matanza industrial - Industrial slaughter |          |                    |                    |
| Reses (Cabezas) - Cattle (heads)          | 792.0    | 677.7              | 645.1              |
| Matanza municipal - Municipal slaughter   |          |                    |                    |
| Reses (Cabezas) - Cattle (heads)          | 118.7    | 112.8              | 107.9              |
| Matanza total - Total slaughter           |          |                    |                    |
| Reses (Cabezas) - Cattle (heads)          | 910.8    | 790.5              | 753.0              |
| <b>Avicultura - Poultry farming</b>       |          |                    |                    |
| Aves (Unidades) - Poultry (units)         | 62,553.1 | 67,280.7           | 70,511.8           |
| Huevos (Docenas) - Eggs (dozen)           | 52,046.6 | 55,686.9           | 56,514.8           |

p/ : Preliminar - Preliminary.

Fuente - Source: MAG.



## Valor agregado del sector manufactura, según industrias seleccionadas - Value added of Manufacturing sector output for selected industries

(millones de dólares - millions of dollars)

| Industrias - Industries   | 2021 <sup>p/</sup> | 2022 <sup>p/</sup> | 2023 <sup>e/</sup> |
|---|--------------------|--------------------|--------------------|
| <b>Total</b>  | <b>1,970.8</b>     | <b>2,182.8</b>     | <b>2,452.2</b>     |
| Carnes y pescados - Meat and fish   | 342.3              | 363.5              | 375.6              |
| Azúcar - Sugar  | 129.0              | 123.9              | 117.4              |
| Lácteos - Dairy products  | 121.8              | 165.2              | 189.3              |
| Otros alimentos de origen industrial - Other food of industrial source                          | 197.6              | 219.1              | 277.3              |
| Bebidas - Beverages   | 217.4              | 206.9              | 191.9              |
| Tabaco - Tobacco  | 119.4              | 145.0              | 136.2              |
| Hilados, tejidos, ropa, cuero y calzado - Yarns, weavies, clothes, leather and footwear         | 296.9              | 325.7              | 371.2              |
| Productos de madera - Wood production   | 32.4               | 29.9               | 32.1               |
| Elaboración de muebles y otros productos transportables - Furniture and other portable products | 35.3               | 38.7               | 40.1               |
| Productos de papel e impresos - Printed and paper products                                      | 37.8               | 34.7               | 43.3               |
| Productos de petróleo refinado - Refined oil products   | 123.0              | 114.9              | 143.7              |
| Productos químicos de caucho y plásticos - Plastic and rubber chemical products                 | 72.5               | 84.2               | 90.0               |
| Vidrio y otros productos no metálicos - Glass and other non metallic products                   | 80.5               | 70.5               | 88.0               |
| Metales y productos metálicos elaborados - Metals and elaborated metallic products              | 39.0               | 43.8               | 53.2               |
| Maquinaria y equipo de transporte - Machinery and transport equipment                           | 125.9              | 216.7              | 302.8              |

p/ : Preliminar - Preliminary.

e/ : Estimado - Estimated.

Fuente - Source: BCN.

## Valor agregado de las actividades servicio y comercio - Value added of services and commercial activities

(millones de dólares - millions of dollars)

| Actividades - Activities  | 2021 <sup>p/</sup> | 2022 <sup>p/</sup> | 2023 <sup>e/</sup> |
|---|--------------------|--------------------|--------------------|
| <b>Total Servicios - Services</b>                                       | <b>3,755.0</b>     | <b>4,029.0</b>     | <b>4,553.9</b>     |
| Transporte y comunicaciones - Transport and communications              | 641.4              | 732.7              | 848.9              |
| Intermediarios financieros - Financial intermediation                   | 589.0              | 654.1              | 802.2              |
| Propiedad de vivienda - Housing   | 752.8              | 774.5              | 801.8              |
| Servicios personales y empresariales - Personal and enterprise services | 1,364.9            | 1,449.8            | 1,602.3            |
| Energía y agua potable - Electricity and water distribution             | 407.0              | 418.0              | 498.7              |
| <b>Total Comercio - Commerce</b>  | <b>1,909.0</b>     | <b>2,275.3</b>     | <b>2,771.9</b>     |
| Comercio - Commerce   | 1,625.5            | 1,878.8            | 2,166.0            |
| Hoteles y restaurantes - Hotels and restaurants                         | 283.4              | 396.6              | 606.0              |

p/ : Preliminar - Preliminary.

e/ : Estimado - Estimated.

Fuente - Source: BCN.

## PRECIOS - PRICES

### Índice de precios al consumidor (2006=100) - Consumer price index (2006=100)

(variación porcentual anual - annual percentage change)

| Divisiones - Major groups   | 2021       | 2022        | 2023       |
|---|------------|-------------|------------|
| <b>Índice general - All groups</b>  | <b>7.2</b> | <b>11.6</b> | <b>5.6</b> |
| Alimentos y bebidas no alcohólicas - Food and beverages   | 10.3       | 15.9        | 3.8        |
| Bebidas alcohólicas, tabaco y estupefacientes - Alcoholic beverages, tobacco and narcotics                          | 6.1        | (0.1)       | 17.6       |
| Prendas de vestir y calzado - Clothing and footwear   | 2.7        | 7.1         | 2.9        |
| Alojamiento, agua, electricidad, gas y otros combustibles - Housing, water, electricity, gas and other fuels        | 5.9        | 3.1         | 1.4        |
| Muebles, artículos para el hogar y la conservación ordinaria del hogar - Furniture, house equipment and maintenance | 4.8        | 10.4        | 3.0        |
| Salud - Health  | 3.0        | 3.4         | 2.0        |
| Transporte - Transportation   | 14.1       | 14.4        | 1.4        |
| Comunicaciones - Communications   | 1.4        | 3.3         | 0.6        |
| Recreación y cultura - Culture and recreation   | 9.7        | 15.7        | (15.3)     |
| Educación - Education   | 3.4        | 4.7         | 4.2        |
| Restaurante y hoteles - Restaurants and hotels  | 4.0        | 16.2        | 6.6        |
| Bienes y servicios diversos - Miscellaneous goods and services  | 4.3        | 9.8         | 4.5        |

Fuente - Source: INIDE y BCN.

**Índice de precios sectoriales - Sector - specific price index**  
*(variación porcentual promedio anual - annual percentage change)*

| <b>Conceptos - Concepts</b>  | <b>2021</b> | <b>2022</b> | <b>2023</b> |
|--|-------------|-------------|-------------|
| Índice de precios al productor (IPP) (2006 =100) - Producer price index (IPP), (2006 =100)           | 9.1         | 19.3        | 4.7         |
| De valor unitario de exportaciones (2006=100) - export prices (2006=100)                             | 6.3         | 15.6        | 6.0         |
| De valor unitario de importaciones (2006=100) - import prices (2006=100)                             | 11.5        | 18.4        | (9.1)       |
| <b>Todos los materiales de construcción (base = 2006) - All construction materials (base = 2006)</b> | <b>1.3</b>  | <b>14.5</b> | <b>10.9</b> |
| Maderas y techos - Woods and roofs   | (1.6)       | 9.6         | 11.3        |
| Cemento y derivados - Cement and related materials   | 3.4         | 6.9         | 7.3         |
| Electricidad e iluminación - Electricity and lightning   | 3.8         | 18.5        | 12.8        |
| Metales y derivados - Metals and related materials   | 1.2         | 29.4        | 14.7        |
| Sanitarios y pisos - Restrooms and floors  | (2.8)       | 12.4        | 5.1         |

Fuente - Source: INIDE y BCN.

# SECTOR EXTERNO - EXTERNAL SECTOR

## Balanza de pagos<sup>1/</sup> - Balance of payments<sup>1</sup>

(millones de dólares - millions of dollars)

| Conceptos - Concepts   | 2021 <sup>p/</sup> | 2022 <sup>p/</sup> | 2023 <sup>p/</sup> |
|--|--------------------|--------------------|--------------------|
| <b>A. Cuenta corriente - Current account</b>                           | <b>(540.9)</b>     | <b>(386.9)</b>     | <b>1,381.2</b>     |
| Bienes - Goods   | (1,900.6)          | (2,790.8)          | (2,691.9)          |
| Exportaciones de bienes <sup>2/</sup> - Exports of goods <sup>2/</sup> | 5,574.1            | 6,309.7            | 6,688.3            |
| Importaciones de bienes <sup>2/</sup> - Imports of goods <sup>2/</sup> | (7,474.7)          | (9,100.5)          | (9,380.2)          |
| Servicios - Services   | 176.5              | 448.0              | 424.4              |
| Créditos - Credits   | 1,043.6            | 1,559.8            | 1,561.3            |
| Débitos - Debits   | (867.1)            | (1,111.8)          | (1,136.9)          |
| Ingreso Primario - Primary Income                                      | (895.6)            | (1,119.2)          | (894.2)            |
| Ingreso Secundario - Secondary Income                                  | 2,078.8            | 3,075.1            | 4,542.9            |
| Del cual: remesas de trabajadores - Of which: workers' remittances     | 2,042.7            | 3,044.1            | 4,528.6            |
| <b>B. Cuenta de capital - Capital account</b>                          | <b>86.1</b>        | <b>62.9</b>        | <b>59.6</b>        |
| <b>C. Cuenta Financiera - Financial account</b>                        | <b>(1,018.2)</b>   | <b>(1,300.8)</b>   | <b>333.0</b>       |
| Inversión extranjera directa neta - Net foreign direct investment      | (1,205.6)          | (1,274.5)          | (1,199.3)          |
| Inversión de cartera neta - Net portfolio investment                   | (17.3)             | (46.9)             | (199.1)            |
| Derivados Financieros - Financial Derivatives                          | -                  | -                  | -                  |
| Otra inversión neta - Other Net investment                             | (627.8)            | (346.0)            | 717.1              |
| Activos de reserva - Reserve assets                                    | 832.5              | 366.5              | 1,014.3            |
| <b>D. Errores y omisiones netos - Net errors and omissions</b>         | <b>(563.4)</b>     | <b>(976.8)</b>     | <b>(1,107.8)</b>   |

1/ : Según el sexto manual de balanza de pagos y PII del FMI - According to IMF balance of payments and IIP manual, 6th. edition.

2/ : Incluye exportaciones e importaciones de la zona franca y otros bienes - Include exports and imports from free zone and others goods.

p/ : Preliminar - Preliminary.

Fuente - Source: BCN.

## Comercio exterior de bienes - Trade balance

(millones de dólares - millions of dollars)

| Conceptos - Concepts  | 2021 <sup>p/</sup> | 2022 <sup>p/</sup> | 2023 <sup>p/</sup> |
|---|--------------------|--------------------|--------------------|
| <b>Balance comercial de bienes - Trade balance</b>  | <b>(1,900.6)</b>   | <b>(2,790.8)</b>   | <b>(2,691.9)</b>   |
| <b>Exportaciones de bienes - Exports of goods</b>   | <b>5,574.1</b>     | <b>6,309.7</b>     | <b>6,688.3</b>     |
| Mercancías generales según la BP (FOB) <sup>1/</sup> - According to the BOP (FOB) <sup>1/</sup> | 4,706.5            | 5,382.2            | 5,560.5            |
| Oro no monetario - Nonmonetary gold   | 867.6              | 927.5              | 1127.8             |
| <b>Importaciones de bienes - Imports of goods</b>   | <b>(7,474.7)</b>   | <b>(9,100.5)</b>   | <b>(9,380.2)</b>   |
| Mercancías generales según la BP (FOB) <sup>1/</sup> - According to the BOP (FOB) <sup>1/</sup> | (7,474.7)          | (9,100.5)          | (9,380.2)          |

1/ : Incluye exportaciones e importaciones de la zona franca y otros bienes - It includes exports and imports from free zone and other goods.

p/ : Preliminar - Preliminary

Nota - note : Según el sexto manual de balanza de pagos y PII del FMI - According to IMF balance of payments and IIP manual, 6th. edition.

Fuente - Source: DGA, INPESCA, MEM y BCN.

## Exportaciones de mercancías (FOB) por productos - Merchandise exports by product (FOB)

(millones de dólares - millions of dollars)

| Productos - Products          | 2021 <sup>p/</sup> | 2022 <sup>p/</sup> | 2023 <sup>p/</sup> |
|-------------------------------|--------------------|--------------------|--------------------|
| <b>Total - Total products</b> | <b>3,510.6</b>     | <b>3,878.8</b>     | <b>4,034.2</b>     |
| Café - Coffee                 | 507.9              | 714.1              | 607.0              |
| Carne - Beef                  | 726.3              | 680.1              | 688.7              |
| Maní - Peanut                 | 102.1              | 107.6              | 127.6              |
| Ganado en pie - Livestock     | 16.8               | 14.6               | 3.4                |
| Azúcar - Sugar                | 151.9              | 168.2              | 193.3              |
| Oro - Gold                    | 867.6              | 927.4              | 1,127.9            |
| Langosta - Lobster            | 60.0               | 34.3               | 44.3               |
| Lácteos - Dairy products      | 200.1              | 219.5              | 274.2              |
| Camarón - Shrimp              | 34.4               | 32.1               | 17.3               |
| Fríjol - Beans                | 88.2               | 114.2              | 155.2              |
| Banano - Bananas              | 6.7                | 3.4                | 2.8                |
| Ajonjolí - Sesame Seed        | 8.1                | 3.7                | 2.9                |
| Otros - Other                 | 740.7              | 859.7              | 789.7              |

p/ : Preliminar - Preliminary

Fuente - Source: DGA, INPESCA y BCN.

## Exportaciones de zona franca (FOB) por productos - Free zone exports (FOB) by products

(millones de dólares - millions of dollars)

| Productos - Products                        | 2021 <sup>p/</sup> | 2022 <sup>p/</sup> | 2023 <sup>p/</sup> |
|---|--------------------|--------------------|--------------------|
| <b>Total - Total products</b>               | <b>3,354.5</b>     | <b>3,852.0</b>     | <b>3,509.0</b>     |
| Aceite de Palma - Palm oil                  | 94.4               | 96.0               | 59.0               |
| Arneses - Harness                           | 599.4              | 737.6              | 868.2              |
| Calzado - Footwear                          | -                  | -                  | -                  |
| Cartón - Cardboard                          | 34.8               | 27.5               | 11.3               |
| Forros para muebles - Furniture covers      | 18.3               | 3.9                | -                  |
| Frutas y hortalizas - Fruits and vegetables | 46.9               | 50.3               | 45.8               |
|   | 31.6               | 26.9               | 29.5               |
| Miel de abeja - Honey bee                   | 1.1                | 1.4                | 1.1                |
| Pesqueros - Fishing                         | 146.6              | 155.8              | 108.8              |
| Tabaco - Tobacco                            | 334.5              | 380.2              | 413.5              |
| Textil - Textile                            | 1,916.7            | 2,259.9            | 1,916.6            |
| Otros - Other                               | 161.7              | 139.4              | 84.7               |

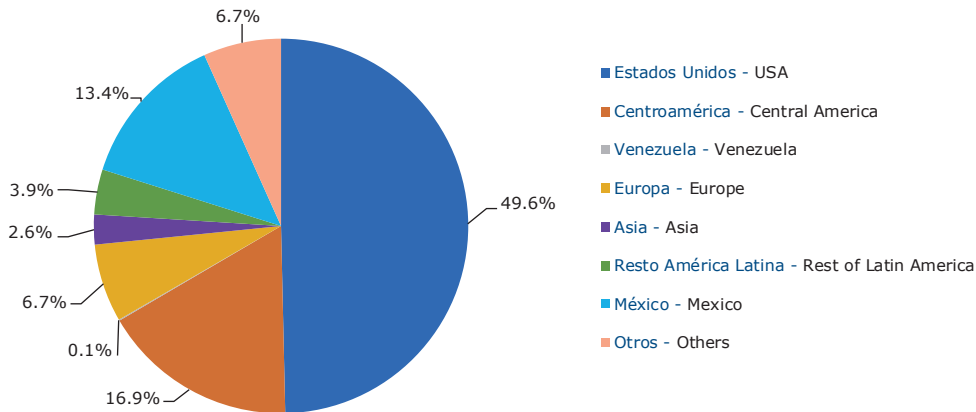
p/ : Preliminar - Preliminary

Fuente - Source: DGA y BCN.



## Exportaciones de mercancías más zona franca por países de destino, 2023 - Merchandise and free zone exports by countries, 2023

(porcentaje - porcentaje)



Fuente - Source: DGA y BCN.

## Importaciones de mercancías por uso económico - Merchandise imports by economic use

(millones de dólares - millions of dollars)

| Conceptos - Concepts   | 2021 <sup>p/</sup> | 2022 <sup>p/</sup> | 2023 <sup>p/</sup> |
|--|--------------------|--------------------|--------------------|
| <b>Importación total (FOB) - Imports (FOB)</b>                 | <b>6,058.6</b>     | <b>7,284.6</b>     | <b>7,693.2</b>     |
| <b>Importación total (CIF) - Imports (CIF)</b>                 | <b>6,607.7</b>     | <b>7,974.3</b>     | <b>8,326.1</b>     |
| Bienes de consumo - Consumer goods                             | 2,347.1            | 2,700.7            | 2,926.0            |
| No duraderos - Non-durable                                     | 1,980.7            | 2,271.9            | 2,468.8            |
| Duraderos - Durable  | 366.4              | 428.8              | 457.2              |
| Petróleo, combustibles y lubricantes - Oil and oil derivatives | 1,116.4            | 1,768.2            | 1,589.1            |
| Petróleo crudo - Crude oil                                     | 383.5              | 693.0              | 556.5              |
| Combustibles y lubricantes - Fuels and lubricants              | 660.7              | 973.3              | 911.1              |
| Energía eléctrica - Electricity                                | 72.2               | 101.9              | 121.6              |
| Bienes intermedios - Intermediate goods                        | 1,892.7            | 2,187.4            | 2,260.1            |
| Para la agricultura - For Agriculture                          | 400.0              | 500.6              | 510.2              |
| Para la industria - For Industry                               | 1,082.3            | 1,265.3            | 1,260.3            |
| Materiales de construcción - Construction                      | 410.3              | 421.5              | 489.6              |
| Bienes de capital - Capital goods                              | 1,247.4            | 1,312.5            | 1,546.2            |
| Para la agricultura - For Agriculture                          | 55.1               | 66.0               | 94.4               |
| Para la industria - For Industry                               | 774.2              | 733.9              | 747.2              |
| Equipo de transporte - Transport equipment                     | 418.0              | 512.5              | 704.5              |
| Diversos - Other goods   | 4.2                | 5.5                | 4.6                |

p/ : Preliminar - Preliminary

Fuente - Source: DGA y MEM.

## Inversión extranjera directa en Nicaragua por sector de destino - Foreign direct investment in Nicaragua by destination sector

(millones de dólares - millions of dollars)

| Sectores - Sectors                           | 2021 <sup>p/</sup> | 2022 <sup>p/</sup> | 2023 <sup>p/</sup> |
|--|--------------------|--------------------|--------------------|
| <b>Total</b>                                 | <b>1,220.1</b>     | <b>1,293.8</b>     | <b>1,230.1</b>     |
| Minería - Mining                             | 136.0              | 279.3              | 111.2              |
| Pesca - Fishing                              | 24.9               | 35.4               | 19.0               |
| Industrial - Manufacturing                   | 263.4              | 399.1              | 412.6              |
| Energético - Energy                          | 330.5              | 218.2              | 143.3              |
| Comercio y servicios - Commerce and services | 146.4              | 225.0              | 336.8              |
| Comunicaciones - Communications              | 174.8              | (64.8)             | (1.8)              |
| Otros - Other                                | 144.1              | 201.6              | 209.0              |

p/ : Preliminar - Preliminary

Fuente - Source: INIDE, MIFIC y BCN.

## FINANZAS - FINANCE

### Activos y pasivos de instituciones financieras reguladas - Assets and liabilities of regulated financial institutions

(millones de dólares - millions of dollars)

| Instituciones - Institutions                                      | 2021              |                        | 2022              |                        | 2023              |                        |
|---|-------------------|------------------------|-------------------|------------------------|-------------------|------------------------|
|   | Activos<br>Assets | Pasivos<br>Liabilities | Activos<br>Assets | Pasivos<br>Liabilities | Activos<br>Assets | Pasivos<br>Liabilities |
| Bancos comerciales - Commercial banks                             | 7,244.8           | 5,969.3                | 7,700.9           | 6,368.8                | 8,518.6           | 7,046.7                |
| Otros intermediarios financieros - Other financial intermediaries | 135.5             | 108.2                  | 142.5             | 112.5                  | 155.8             | 122.4                  |
| Puestos de bolsa <sup>1/</sup> - Brokerage firms <sup>1/</sup>    | 10.0              | 1.8                    | 11.9              | 3.3                    | 11.1              | 2.0                    |

1/ : Total de la industria - industry total

Fuente - Source: SIBOIF y BCN.

## Cartera de crédito de la banca al sector privado - Bank credit to private sector

(millones de dólares - millions of dollars)

| Conceptos - Concepts                                       | 2021           | 2022            | 2023            |
|--|----------------|-----------------|-----------------|
| <b>Cartera total - Total portfolio</b>                     | <b>3,715.1</b> | <b>4,198.64</b> | <b>4,863.68</b> |
| Tarjeta de crédito - Credit cards                          | 278.13         | 320.91          | 376.52          |
| Agrícola - Agriculture                                     | 407.97         | 424.39          | 463.17          |
| Comercial - Commercial                                     | 1,415.98       | 1,636.78        | 1,802.29        |
| Ganadero - Livestock                                       | 56.33          | 67.50           | 75.29           |
| Hipotecario <sup>3/</sup> - Housing mortgage <sup>3/</sup> | 557.12         | 553.38          | 567.28          |
| Industrial - Industrial                                    | 432.51         | 502.81          | 637.47          |
| Personal - Personal  | 567.08         | 692.87          | 941.66          |

3/ : A partir de dic-19, incluye la categoría Viviendas de Interés Social - As of Dec-19, it includes the category Social Interest Housing

Fuente - Source: SIBOIF y BCN.

**Tasas de interés domésticas<sup>1/</sup> - Domestic interest rates<sup>1/</sup>**  
*(porcentaje - percentage)*

| <b>Tasas de interés - Interest rate</b>                          | <b>2021</b> | <b>2022</b> | <b>2023</b> |
|--|-------------|-------------|-------------|
| <b>Tasas pasivas - Deposit interest rate</b>                     |             |             |             |
| Moneda nacional a 3 meses - 3-month domestic currency            | 3.8         | 1.9         | 2.7         |
| Dólares de EUA a 3 meses - 3-month US dollars                    | 2.4         | 2.8         | 4.8         |
| Moneda nacional a + de 1 año - 1-year and over domestic currency | 6.1         | 5.4         | 4.3         |
| Dólares de EUA a + de 1 año - 1-year and over US dollars         | 5.3         | 5.4         | 5.7         |
| <b>Tasas activas - Lending interest rates</b>                    |             |             |             |
| Moneda nacional corto plazo - Short term domestic currency       | 9.4         | 9.1         | 12.3        |
| Dólares de EUA a corto plazo - Short term US dollars             | 9.5         | 9.5         | 8.9         |
| Moneda nacional largo Plazo - Long term domestic currency        | 8.8         | 8.9         | 6.3         |
| Dólares de EUA largo Plazo - Long term US dollars                | 10.2        | 10.3        | 11.3        |

1/ : Promedio ponderado del último mes de cada año - Weighted average of the last month of each year.  
Fuente - Source: SIBOIF y BCN.

## Transacciones bursátiles por emisor<sup>1/</sup> - Stock exchange transactions by issuer<sup>1/</sup>

(flujo en millones de córdobas y dólares - flows in millions of cordobas and dollars)

| Conceptos - Concepts                    | 2021         |              | 2022           |             | 2023           |             |
|---|--------------|--------------|----------------|-------------|----------------|-------------|
|   | M/N          | M/E          | M/N            | M/E         | M/N            | M/E         |
| <b>Emisión privada - Private issues</b> | <b>0.0</b>   | <b>3.7</b>   | <b>20.3</b>    | <b>1.7</b>  | <b>0.0</b>     | <b>3.5</b>  |
| Primario - Primary                      | 0.0          | 3.1          | 0.0            | 1.5         | 0.0            | 3.2         |
| Secundario - secondary                  | 0.0          | 0.1          | 20.3           | 0.0         | 0.0            | 0.1         |
| Reportos - Repo market                  | 0.0          | 0.1          | 0.0            | 0.1         | 0.0            | 0.2         |
| Opcional - Options                      | 0.0          | 0.4          | 0.0            | 0.0         | 0.0            | 0.0         |
| Internacional - International           | 0.0          | 0.0          | 0.0            | 0.0         | 0.0            | 0.0         |
| <b>Emisión pública - Public issues</b>  | <b>263.5</b> | <b>245.5</b> | <b>2,409.2</b> | <b>52.5</b> | <b>5,844.1</b> | <b>16.3</b> |
| Primario - Primary                      | 1.2          | 245.0        | 2,401.2        | 52.0        | 5,184.0        | 1.1         |
| Secundario - secondary                  | 12.3         | 0.0          | 8.0            | 0.0         | 0.0            | 0.0         |
| Reportos - Repo market                  | 0.0          | 0.0          | 0.0            | 0.0         | 0.0            | 0.0         |
| Opcional - Options                      | 250.0        | 0.5          | 0.0            | 0.5         | 660.1          | 15.2        |

1/ : Datos de diciembre de cada año - Amounts traded in december of each year

M/N : Moneda nacional - Domestic currency

M/E : Moneda extranjera - Foreign currency

Fuente - Source: Bolsa de Valores de Nicaragua (BOLSANIC) - Nicaragua Stock Exchange.

## Tipo de cambio promedio de compra respecto al dólar de EUA - Average purchase exchange rate, with respect to the US dollar

| Monedas - Currency                                     | 2021  | 2022  | 2023  |
|--|-------|-------|-------|
| Córdoba de Nicaragua - Nicaraguan Cordoba              | 35.0  | 35.8  | 36.3  |
| Colón de Costa Rica - Costa Rican Colon                | 619.3 | 642.6 | 538.3 |
| Colón de El Salvador - Salvadorean Colon               | 8.8   | 8.8   | 8.8   |
| Quetzal de Guatemala - Guatemalan Quetzal              | 7.7   | 7.7   | 7.8   |
| Lempira de Honduras - Honduran Lempira                 | 24.0  | 24.5  | 24.6  |
| Peso de República Dominicana - Dominican Republic Peso | 56.9  | 54.7  | 55.9  |

Fuente - Source: SECMCA.



## Estructura funcional del gasto del Gobierno Central - Central Government expenditure by destination

(millones de dólares - millions of dollars)

| Conceptos - Concepts  | 2021           | 2022           | 2023           |
|---|----------------|----------------|----------------|
| <b>Total gastos -Total expenses</b>   | <b>3,121.1</b> | <b>3,211.3</b> | <b>3,398.9</b> |
| Gasto social - Social expenditures  | 1,662.4        | 1,626.0        | 1,877.6        |
| Educación - Education   | 578.1          | 594.7          | 650.8          |
| Salud - Health  | 752.3          | 660.5          | 637.7          |
| Servicio social y asistencia social - Assistance and social services        | 112.6          | 122.7          | 211.7          |
| Vivienda y servicios comunitarios - Housing and community                   | 187.4          | 212.9          | 319.5          |
| Servicios recreativos y culturales - Cultural and recreational services     | 32.0           | 35.2           | 57.9           |
| Administración gubernamental - Government administration                    | 188.1          | 210.5          | 197.0          |
| Defensa, orden público y seguridad - Defense, public order and security     | 359.1          | 380.9          | 401.2          |
| Servicios económicos - Economic services                                    | 735.7          | 792.5          | 631.9          |
| Deuda pública, intereses y gastos - Public debt, interests and expenditures | 175.8          | 201.4          | 291.2          |
| Amortización - Amortization   | 501.9          | 488.6          | 514.2          |
| <b>Total gastos y amortización - Total expenditures and amortizations</b>   | <b>3,623.0</b> | <b>3,699.9</b> | <b>3,913.1</b> |

Nota - Note : La fuente primaria de los gastos es el reporte de liquidación del presupuesto - The primary source of expenses is the budget settlement report.

Fuente - Source: MHCP.

## Ingresos del Gobierno Central<sup>1/</sup> - Central Government revenues<sup>1/</sup>

(millones de dólares - millions of dollars)

| Conceptos - Concepts   | 2021           | 2022           | 2023 <sup>p/</sup> |
|--|----------------|----------------|--------------------|
| <b>Ingresos totales - Total revenues</b>   | <b>2,915.9</b> | <b>3,362.3</b> | <b>3,829.6</b>     |
| <b>Impuestos - Tax revenues</b>  | <b>2,674.3</b> | <b>3,106.2</b> | <b>3,551.9</b>     |
| Sobre el ingreso y las ganancias - Revenues, income and capital gains  | 1,158.7        | 1,413.7        | 1,610.6            |
| Sobre bienes y servicios - Taxes on goods and services   | 1,404.9        | 1,564.5        | 1,791.0            |
| Impuesto al valor agregado - Value-added tax   | 938.2          | 1,061.5        | 1,246.5            |
| Impuesto al valor agregado interno - Domestic value-added tax  | 291.1          | 315.5          | 395.8              |
| Impuesto al valor agregado externo - External value-added tax  | 647.1          | 746.0          | 850.7              |
| Impuestos selectivos - Excise tax  | 466.6          | 503.0          | 544.5              |
| Impuesto sobre el comercio y transacciones internacionales - International trade and transactions taxes        | 94.1           | 110.1          | 130.8              |
| Derechos de aduana y otros derechos de importación - Customs and other import duties                           | 93.7           | 110.0          | 130.4              |
| Otros impuestos sobre el comercio exterior y las transacciones - Other taxes on foreign trade and transactions | 0.4            | 0.2            | 0.4                |
| Otros impuestos - Other taxes  | 16.6           | 17.9           | 19.6               |
| <b>Otros ingresos no tributarios - Other non-tax revenue</b>   | <b>241.7</b>   | <b>256.1</b>   | <b>277.7</b>       |

1/ : Metodología utilizada de acuerdo al Manual Estadístico de Finanzas Públicas (MEFP, marco analítico 2001) a partir de 2001 - Since 2001 based on Government Finance Statistics Manual (GFSM, 2001).

p/ : Preliminar - Preliminary.

Fuente - Source: MHCP - Ministry of Finance and Public Credit (MHCP).

## TURISMO - TOURISM

### Llegada de visitantes y hoteles - Visitor arrivals and hotels

(número - number)

| Conceptos - Concepts  | 2021           | 2022           | 2023             |
|---|----------------|----------------|------------------|
| <b>Llegada de visitantes - Visitor arrivals</b>                 | <b>312,425</b> | <b>932,747</b> | <b>1,202,309</b> |
| - Visitantes del día <sup>1/</sup> - Day visitors <sup>1/</sup> | 89,991         | 114,832        | 115,583          |
| - Turistas - Tourists   | 222,434        | 817,915        | 1,086,726        |
| Hoteles - Hotel   | 1,106          | 1,000          | 1,044            |
| Habitaciones de hotel - Hotel rooms                             | 13,266         | 12,785         | 13,298           |

1/ : Incluye cruceristas y visitantes del día - It includes cruise passenger and day visitors.

Fuente - Source: INTUR y BCN.

### Llegada de visitantes por tipo de transporte - Arrival of visitors by type of transport

(número - number)

| Conceptos - Concept | 2021           | 2022           | 2023             |
|---------------------|----------------|----------------|------------------|
| <b>Total</b>        | <b>312,425</b> | <b>932,747</b> | <b>1,202,309</b> |
| Vía aérea - Airway  | 90,449         | 487,372        | 653,336          |
| Marítima - Maritime | 1,379          | 4,333          | 8,101            |
| Terrestre - Land    | 220,597        | 441,042        | 540,872          |

Fuente - Source: INTUR y BCN.

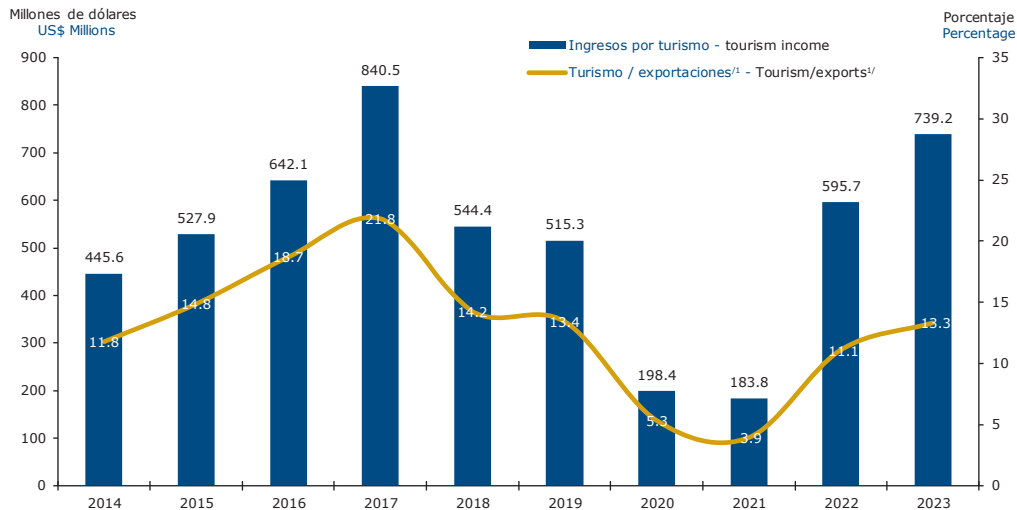
**Principales regiones de procedencia de turistas<sup>1/</sup> - Main regions of origen of tourists<sup>1/</sup>**  
*(porcentaje - percentage)*

| <b>Conceptos - Concepts</b>         | <b>2021</b> | <b>2022</b> | <b>2023</b> |
|-------------------------------------|-------------|-------------|-------------|
| Centroamérica - Central America     | 47.1        | 30.0        | 31.6        |
| Norte América - North America       | 36.0        | 20.3        | 25.1        |
| Europa - Europe                     | 7.3         | 6.6         | 9.1         |
| Sur América - South America         | 4.0         | 6.8         | 3.7         |
| Resto del Mundo - Rest of the World | 5.6         | 36.3        | 30.6        |

1/ : Turistas que pernoctan - Overnight tourists.

Fuente - Source: INTUR.

## Ingreso por turismo - Tourism income

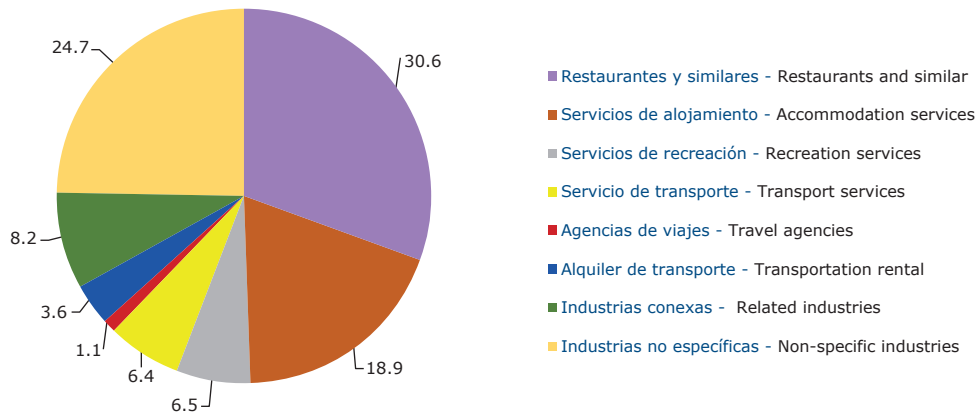


1/ : Incluye exportaciones de mercancías, zona franca y otros bienes - It includes merchandise exports, free zone and other goods.

Fuente - Source: INIDE Y BCN.

## Composición del valor agregado turístico por actividad económica 2023 - Composition of tourism value added by economic activity, 2023

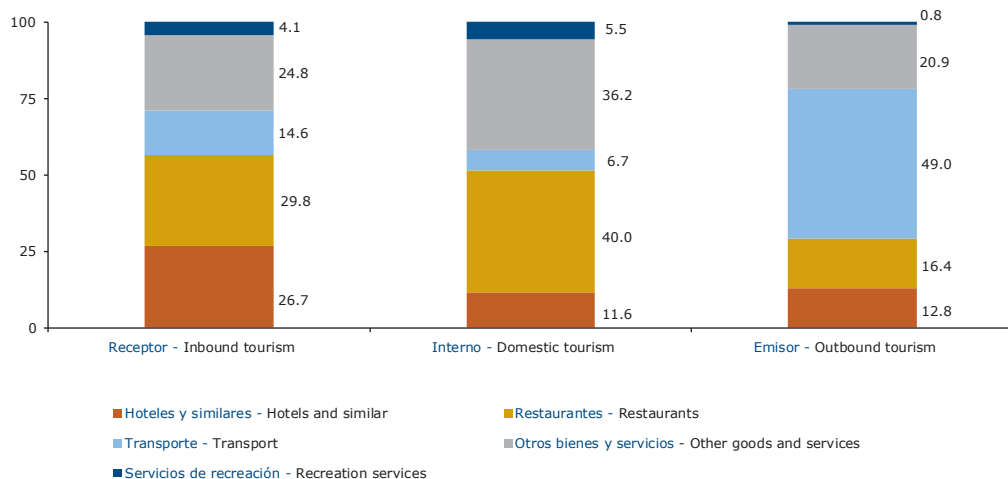
(porcentaje - percentage)



Fuente - Source: INIDE Y BCN.

## Estructura de consumo por tipo de turismo, 2023 - Structure of tourism consumption by type, 2023

(porcentaje - percentage)



Fuente - Source: INIDE Y BCN.

## CONSTRUCCIÓN Y BIENES RAÍCES - CONSTRUCTION AND REAL ESTATE

### Área construida por destino económico - Built area by economic sector

(miles de metros cuadrados - thousands of square meters)

| Conceptos - Concepts | 2021         | 2022         | 2023         |
|----------------------|--------------|--------------|--------------|
| <b>Total</b>         | <b>820.1</b> | <b>767.9</b> | <b>856.9</b> |
| Residencial - Houses | 590.0        | 596.7        | 627.8        |
| Comercio - Commerce  | 43.5         | 47.0         | 70.9         |
| Servicio - Services  | 107.7        | 86.6         | 106.3        |
| Industria - Industry | 78.8         | 37.5         | 51.9         |

Fuente - Source: BCN - Central Bank of Nicaragua.

### Valor del área construida por destino económico - Building costs value by type of construction

(millones de dólares - millions of dollars)

| Conceptos - Concepts   | 2021           | 2022           | 2023           |
|--|----------------|----------------|----------------|
| <b>Total construcción privada - Total private construction</b> | <b>560.9</b>   | <b>571.0</b>   | <b>742.8</b>   |
| Residencial - Residential                                      | 359.1          | 388.5          | 460.9          |
| Comercio - Commerce  | 41.0           | 50.5           | 88.7           |
| Servicios - Services   | 136.5          | 119.5          | 169.8          |
| Industria - Industry   | 24.2           | 12.5           | 23.4           |
| <b>Total construcción pública - Total public construction</b>  | <b>1,241.7</b> | <b>1,158.4</b> | <b>1,217.8</b> |
| Edificaciones - Buildings                                      | 257.0          | 239.7          | 252.0          |
| Obras de ingeniería civil - Civil engineering buildings        | 984.7          | 918.7          | 965.7          |

Fuente - Source: INIDE y BCN.



## Inversión pública por sectores<sup>1/</sup> - Public investment by sector<sup>1/</sup>

(millones de dólares - millions of dollars)

| Sectores - Sectors   | 2021         | 2022         | 2023         |
|--|--------------|--------------|--------------|
| <b>Total</b>   | <b>936.6</b> | <b>855.6</b> | <b>901.3</b> |
| Agropecuario, forestal y pesca - Agriculture, livestock, forestry and fishing          | 0.2          | 0.3          | 0.3          |
| Minería, industria, comercio y turismo - Mining, industry, commerce and tourism        | 0.9          | 1.0          | 2.0          |
| Transporte - Transport   | 435.0        | 429.4        | 397.7        |
| Agua, alcantarillado y saneamiento - Water, sewerage and sanitation                    | 97.5         | 120.6        | 131.8        |
| Energía - Energy   | 102.5        | 65.0         | 42.3         |
| Telecomunicaciones - Telecommunications  | 4.1          | 3.9          | -            |
| Vivienda - Living place  | 10.9         | 10.1         | 34.1         |
| Salud - Health   | 133.4        | 89.6         | 79.3         |
| Educación - Education  | 31.4         | 24.7         | 21.8         |
| Cultura, deportes y recreación - Culture, sports and recreation                        | 13.3         | 17.3         | 34.0         |
| Obras y servicios comunitarios - Community Works and services                          | 59.6         | 67.8         | 140.3        |
| Protección, asistencia y seguridad social - Protection, assistance and social security | 0.3          | -            | -            |
| Administración del estado - State administration                                       | 47.3         | 26.0         | 17.2         |
| Medio ambiente - Environment   | -            | -            | 0.8          |

1/ : Tipo de cambio oficial promedio (C\$ x US\$) - Average exchange rate (C\$ x US\$).

Fuente - Source: MHCP - Ministry of Finance and Public Credit.

## SERVICIOS PÚBLICOS - UTILITIES

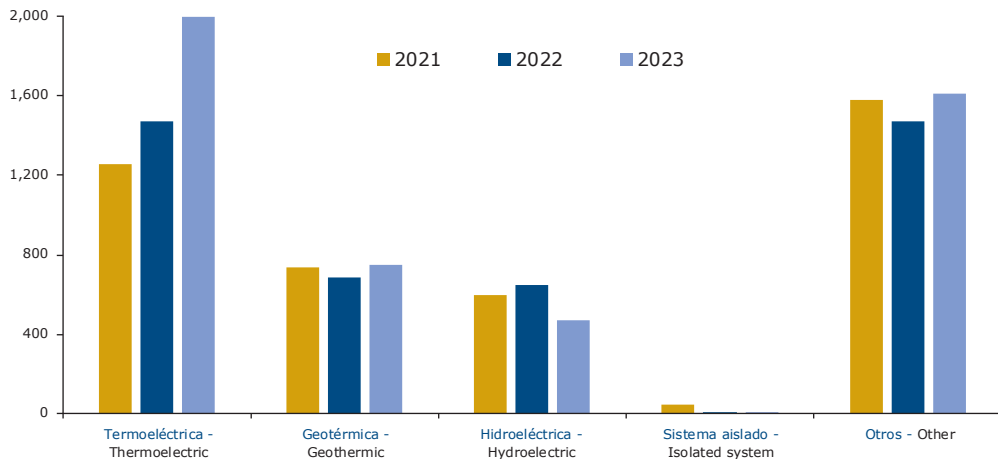
### Consumo facturado de agua y electricidad - Billed water and electricity consumption

| Servicios - Services  | 2021             | 2022             | 2023             |
|---|------------------|------------------|------------------|
| <b>Agua potable (miles de m<sup>3</sup>) - Drinking water (thousand of m<sup>3</sup>)</b> | <b>198,330.4</b> | <b>201,371.8</b> | <b>204,918.0</b> |
| Residencial - Residential   | 163,955.3        | 165,560.6        | 168,378.0        |
| Comercial - Commercial  | 21,021.3         | 21,350.6         | 21,319.3         |
| Industrial - Industrial   | 642.2            | 650.4            | 517.7            |
| Gobierno - Government   | 12,711.5         | 13,810.2         | 14,703.0         |
| <b>Energía eléctrica (MWH) - Electricity (MWH)</b>  | <b>3,068.1</b>   | <b>3,138.4</b>   | <b>3,329.4</b>   |
| Residencial - Residential   | 1,270.4          | 1,294.8          | 1,390.1          |
| Comercial - Commercial  | 808.5            | 856.5            | 923.3            |
| Industrial - Industrial   | 727.6            | 745.3            | 748.5            |
| Irrigación - Irrigation   | 119.5            | 98.7             | 123.2            |
| Bombeo - Water distribution   | 13.2             | 14.1             | 15.2             |
| Alumbrado público - Street lighting   | 128.8            | 129.1            | 129.0            |

Fuente - Source : ENACAL, INE y ENEL .

## Generación bruta de energía eléctrica - Gross electricity generation

(miles de megavatios horas - thousands of megawattshours)



Fuente - Source: ENEL, MIFIC y BCN.

# TRANSPORTE Y COMUNICACIONES - TRANSPORT AND COMMUNICATIONS

## Carga transportada - Cargo transportation

(miles ton métricas - thousands metric tons)

| Conceptos - Concepts  | 2021    | 2022    | 2023    |
|---|---------|---------|---------|
| <b>Carga aérea internacional - International air cargo</b>    |         |         |         |
| Embarcada - Loaded  | 20.9    | 18.3    | 21.6    |
| Desembarcada - Unloaded                                       | 10.6    | 10.2    | 11.0    |
| <b>Carga marítima internacional - International sea cargo</b> |         |         |         |
| Embarcada - Loaded  | 1,374.3 | 1,385.1 | 1,267.5 |
| Desembarcada - Unloaded                                       | 3,759.6 | 3,716.7 | 4,136.0 |
| <b>Carga acuática nacional - National water cargo</b>         |         |         |         |
| Lacustre - Lakes  | 153.0   | 185.0   | 262.5   |
| Atlántico - Atlantic  | 63.8    | 40.0    | 28.8    |

Fuente - Source: MTI y EAAI.

## Transporte de pasajeros - Passenger transport

(miles de pasajeros - thousands of passengers)

| Conceptos - Concepts                               | 2021             | 2022             | 2023             |
|--|------------------|------------------|------------------|
| <b>Pasajeros transportados - Passenger carried</b> | <b>123,862.4</b> | <b>142,566.1</b> | <b>143,192.3</b> |
| Terrestre - By land                                | 123,265.6        | 141,852.9        | 142,135.8        |
| Acuático - By water                                | 525.3            | 633.9            | 941.7            |
| Aéreo - By air                                     | 71.4             | 79.3             | 114.8            |

Fuente - Source: MTI y EAAI.

## Servicios Postales - Postal services

| Conceptos - Concepts                                     | 2021    | 2022    | 2023    |
|--|---------|---------|---------|
| Postales (miles envíos) - Post (thousands)               | 1,289.6 | 1,171.6 | 1,052.0 |
| Correo expreso (miles envíos) - Express post (thousands) | 26.5    | 26.1    | 18.1    |

Fuente - Source: Correos de Nicaragua - Nicaraguan post office.

# POBLACIÓN - POPULATION

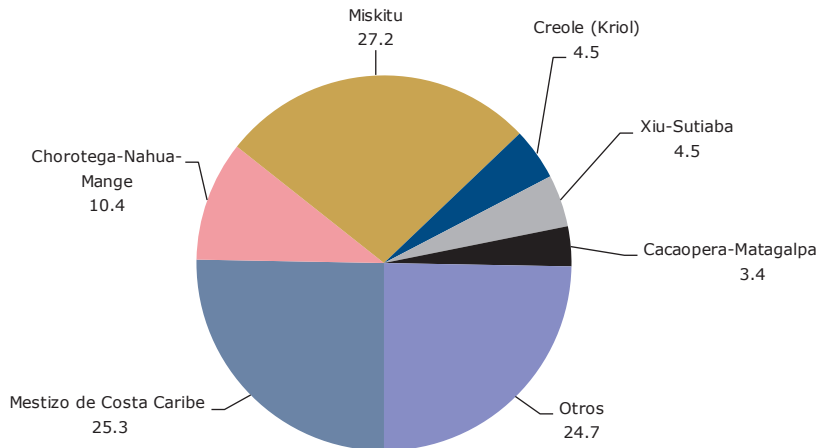
## Población de Nicaragua por grupo de edades, 2023 - Population of Nicaragua by age group, 2023

| Edades - Ages | Total - Total    | Hombres - Males  | Mujeres - Females |
|---------------|------------------|------------------|-------------------|
| <b>Total</b>  | <b>6,803,886</b> | <b>3,357,138</b> | <b>3,446,748</b>  |
| 0 - 4         | 642,764          | 328,587          | 314,177           |
| 5 - 9         | 664,297          | 339,464          | 324,833           |
| 10 - 14       | 663,527          | 338,766          | 324,761           |
| 15 - 19       | 624,763          | 318,320          | 306,443           |
| 20 - 24       | 589,412          | 299,073          | 290,339           |
| 25 - 29       | 588,460          | 294,819          | 293,641           |
| 30 - 34       | 555,215          | 272,934          | 282,281           |
| 35 - 39       | 495,708          | 240,254          | 255,454           |
| 40 - 44       | 441,068          | 209,895          | 231,173           |
| 45 - 49       | 358,139          | 167,212          | 190,927           |
| 50 - 54       | 291,402          | 137,219          | 154,183           |
| 55 - 59       | 243,445          | 115,265          | 128,180           |
| 60 - 64       | 209,528          | 97,984           | 111,544           |
| 65 - 69       | 171,635          | 79,279           | 92,356            |
| 70 - 74       | 111,605          | 51,336           | 60,269            |
| 75 - 79       | 66,790           | 30,342           | 36,448            |
| 80 - y más    | 86,128           | 36,389           | 49,739            |

Fuente - Source: INIDE, estimaciones y proyecciones de población, revisión junio 2023 - estimated and forecasted statistics, review june 2023.

## Población perteneciente a pueblos indígenas o comunidades étnicas - Population belonging to ethnic communities

(porcentaje - percentage)



Fuente - Source: INIDE, VIII Censo de Población y IV de Vivienda 2005 - VIII Population and IV Housing National Census, 2005.

## Población de 12 años y más, por estado conyugal - Population over 12 years old by marital status

| Estado conyugal - Marital status         | Total - Total    | Hombres - Males  | Mujeres - Females |
|--|------------------|------------------|-------------------|
| <b>Total</b>                             | <b>3,621,610</b> | <b>1,757,055</b> | <b>1,864,555</b>  |
| Soltero(a) - Single                      | 1,447,338        | 795,939          | 651,399           |
| Casado(a) - Married                      | 911,706          | 448,661          | 463,045           |
| Unido(a) / Juntado(a) - Consensual union | 889,555          | 429,413          | 460,142           |
| Separado(a) - Separated                  | 219,150          | 48,623           | 170,527           |
| Viudo(a) - Widowed                       | 130,454          | 27,428           | 103,026           |
| Divorciado(a) - Divorced                 | 23,407           | 6,991            | 16,416            |

Fuente - Source: INIDE, VIII Censo de Población y IV de Vivienda 2005 - VIII Population and IV Housing National Census, 2005.

## Indicadores demográficos - Demographic indicators

| Conceptos - Concepts   | Quinquenios - Five-year periods |           |           |
|--|---------------------------------|-----------|-----------|
|  | 2010/2015                       | 2015/2020 | 2020/2025 |
| Tasa bruta de natalidad - Gross birth rate                           | 23.2                            | 21.0      | 18.9      |
| Tasa bruta de mortalidad - Gross death rate                          | 4.6                             | 4.7       | 4.8       |
| Tasa de mortalidad infantil - Infant mortality rate                  | 18.1                            | 15.9      | 12.3      |
| Tasa global de fecundidad - Fertility rate                           | 2.5                             | 2.4       | 2.2       |
| Esperanza de vida al nacer (años) - Life expectancy at birth (years) | 74.5                            | 75.7      | 76.7      |

Fuente - Source: INIDE, estimaciones y proyecciones de población nacional, departamental y municipal, revisión 2007 - National, departmental and municipal population statistics forecasts, 2007 revision.



## EDUCACIÓN - EDUCATION

**Población de 10 años y más por nivel de instrucción y años de estudio aprobados - Population over 10 years old by level of education and years of study approved**

| Conceptos - Concepts                       | Total            | Hombres - Men    | Mujeres - Women  |
|--|------------------|------------------|------------------|
| <b>Total</b>                               | <b>3,895,447</b> | <b>1,897,596</b> | <b>1,997,851</b> |
| Ninguno - None                             | 784,174          | 386,673          | 397,501          |
| Escuela primaria - Elementary school       |                  |                  |                  |
| 1-3  | 644,440          | 335,517          | 308,923          |
| 4-6  | 1,050,827        | 515,337          | 535,490          |
| Escuela secundaria - High school           |                  |                  |                  |
| 1-3  | 627,400          | 303,387          | 324,013          |
| 4-6  | 406,795          | 184,157          | 222,638          |
| Institutos técnicos - Technical institutes |                  |                  |                  |
| Básico - Basic                             | 10,269           | 4,243            | 6,026            |
| Medio - Medium                             | 49,917           | 17,554           | 32,363           |
| Superior - Superior                        | 22,574           | 8,266            | 14,308           |
| Universidades - Universities               |                  |                  |                  |
| 1-3  | 111,139          | 50,533           | 60,606           |
| 4-6  | 172,106          | 83,332           | 88,774           |
| Ignorado - Ignored                         | 15,806           | 8,597            | 7,209            |

Fuente - Source: INIDE, Censo Nacional VIII de población y IV vivienda 2005, VIII - National Population and IV Housing Census, 2005.

# FUERZA LABORAL - LABOR FORCE

## Principales indicadores de empleo - Main employment indicators

(porcentajes - percentages)

| Conceptos - Concepts  | 2021 | 2022 | 2023 |
|---|------|------|------|
| <b>Nacional - National</b>  |      |      |      |
| Tasa global de participación - Global participation rate                                | 67.4 | 66.7 | 67.4 |
| Tasa neta de ocupación - Net occupation rate  | 95.5 | 96.5 | 96.6 |
| Tasa de desempleo abierto - Unemployment rate   | 4.5  | 3.5  | 3.4  |
| Porcentaje de ocupados con subempleo - Underemployment as a percent of employed persons | 44.5 | 39.3 | 39.5 |
| <b>Urbano - Urban</b>   |      |      |      |
| Tasa global de participación - Global participation rate                                | 65.3 | 65.5 | 65.4 |
| Tasa neta de ocupación - Net occupation Rate  | 93.7 | 95.5 | 95.8 |
| Tasa de desempleo abierto - Unemployment rate   | 6.4  | 4.5  | 4.2  |
| Porcentaje de ocupados con subempleo - Underemployment as a percent of employed persons | 46.8 | 42.7 | 43.2 |
| <b>Rural - Rural</b>  |      |      |      |
| Tasa global de participación - Global participation rate                                | 70.1 | 68.6 | 70.6 |
| Tasa neta de ocupación - Net occupation rate  | 97.7 | 97.9 | 97.9 |
| Tasa de desempleo abierto - Unemployment rate   | 2.3  | 2.1  | 2.1  |
| Porcentaje de ocupados con subempleo - Underemployment as a percent of employed persons | 40.8 | 34.3 | 34.0 |

Fuente - Source: INIDE.

## Afiliados al INSS según actividad económica - Social security members by economic activity

(*personas - persons*)

| Conceptos - Concepts  | 2021           | 2022           | 2023           |
|---|----------------|----------------|----------------|
| <b>Total</b>  | <b>757,548</b> | <b>787,569</b> | <b>790,888</b> |
| Agropecuaria, silvicultura, caza y pesca - Agriculture, livestock, forestry and fishing | 67,532         | 67,833         | 65,162         |
| Minas y canteras - Mining and quarrying   | 5,663          | 5,777          | 5,611          |
| Industria manufacturera - Manufacturing   | 169,415        | 181,969        | 172,635        |
| Electricidad gas y agua - Electricity, gas and water                                    | 8,848          | 8,260          | 8,298          |
| Construcción - Construction   | 23,759         | 23,314         | 23,892         |
| Comercio <sup>1/</sup> - Commerce <sup>1/</sup>   | 109,210        | 117,438        | 126,793        |
| Transporte y comunicaciones - Transport and communications                              | 35,788         | 39,286         | 38,897         |
| Establecimientos financieros <sup>2/</sup> - Financial activities <sup>2/</sup>         | 70,867         | 74,576         | 77,389         |
| Servicios comunales, sociales y personales - Community, social and personal services    | 266,469        | 269,114        | 272,213        |

1/ : Incluye comercio al por mayor, por menor, restaurantes y hoteles - It includes wholesale and retail trade, restaurants and hotels.

2/ : Incluye intermediación financiera y actividades inmobiliarias, empresariales y de alquiler - It includes financial intermediation, real estate, renting and business.

Nota - Note : Los datos corresponden al promedio del año - The data are the average of the year.

Fuente - Source: INSS.

## Salarios promedios afiliados al INSS según actividad económica - Nominal average wage of social security members by economic activity

(córdobas - cordobas)

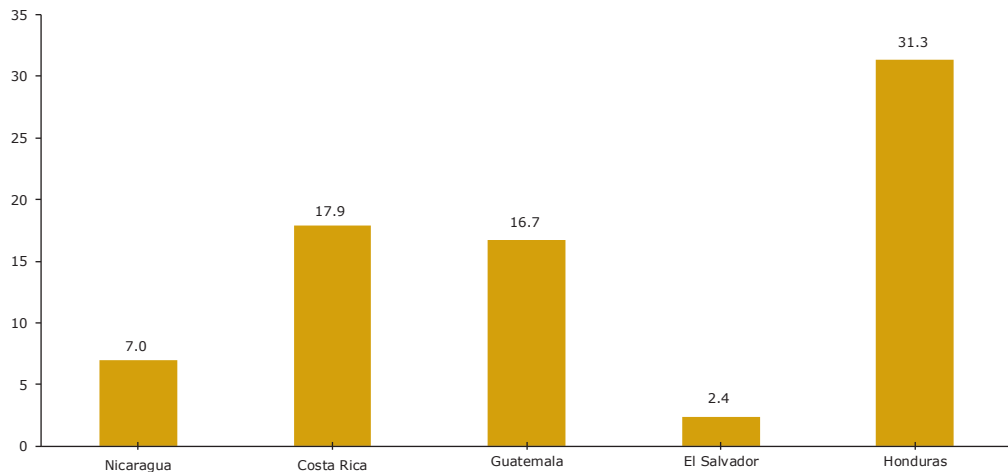
| Conceptos - Concepts   | 2021            | 2022            | 2023            |
|--|-----------------|-----------------|-----------------|
| <b>Salario promedio nominal - Nominal average wage</b>                               | <b>12,239.6</b> | <b>13,158.7</b> | <b>13,991.1</b> |
| Agropecuario - Agriculture and livestock   | 7,463.6         | 8,166.8         | 8,891.3         |
| Minas y canteras - Mining and quarrying  | 31,266.3        | 34,125.1        | 36,699.0        |
| Industria - Manufacturing  | 10,794.2        | 11,631.0        | 12,419.0        |
| Electricidad, gas y agua - Electricity, gas and water                                | 19,722.5        | 20,960.5        | 22,274.7        |
| Construcción - Construction  | 12,125.7        | 12,392.3        | 13,176.5        |
| Comercio - Commerce  | 12,395.0        | 13,281.7        | 14,316.0        |
| Transporte y comunicaciones - Transport and communications                           | 17,109.6        | 18,233.7        | 19,119.6        |
| Establecimientos financieros - Financial activities                                  | 14,774.1        | 15,761.6        | 17,056.2        |
| Servicios comunales, sociales y personales - Community, social and personal services | 12,338.4        | 13,072.7        | 13,811.2        |

Fuente - Source: INSS.

## NIVELES DE SEGURIDAD - SECURITY LEVELS

### Tasa de homicidios en Centroamérica 2023 - 2023 Homicide rate in Central America

(porcentaje - percentage)



Nota - note : Tasa de homicidios por cada 100,000 habitantes - Homicide rate for every 100,000 inhabitants

Fuente - Source: Ministerio de Gobernación y Policía Nacional de cada país - Ministry of the Interior and National Police of each country.

## CALIFICACIÓN SOBERANA - SOVEREIGN RATING

### Calificaciones y perspectiva de Centroamérica y República Dominicana - Sovereign ratings and outlook of Central America and the Dominican Republic.

| País - Country                            | Agencia - Agency    |                       |                     |                       |                     |                       |
|---|---------------------|-----------------------|---------------------|-----------------------|---------------------|-----------------------|
|   | Moody's             |                       | S&P                 |                       | Fitch               |                       |
|   | Calificación Rating | Perspectiva - Outlook | Calificación Rating | Perspectiva - Outlook | Calificación Rating | Perspectiva - Outlook |
| Guatemala - Guatemala                     | Ba1                 | Estable - Stable      | BB                  | Estable - Stable      | BB                  | Estable - Stable      |
| Costa Rica - Costa Rica                   | B1                  | Positiva - Positive   | BB-                 | Estable - Stable      | BB-                 | Estable - Stable      |
| República Dominicana - Dominican Republic | Ba3                 | Positiva - Positive   | BB                  | Estable - Stable      | BB-                 | Positiva - Positive   |
| Honduras - Honduras                       | B1                  | Estable - Stable      | BB-                 | Estable - Stable      |                     |                       |
| Nicaragua - Nicaragua                     | B3                  | Estable - Stable      | B                   | Estable - Stable      | B-                  | Positiva - Positive   |
| El Salvador - El Salvador                 | Caa3                | Estable - Stable      | B-                  | Estable - Stable      | CCC+                |                       |

Nota - Note : "Las calificaciones van desde 'AAA' hasta 'D'. El rango desde 'AAA' hasta 'BBB-' corresponde a grado de inversión (calidad crediticia de alta a media) y el rango desde 'BB+' hasta 'D' se considera grado especulativo (calidad crediticia baja) - The ratings range from 'AAA' to 'D'. The range from 'AAA' to 'BBB-' corresponds to investment grade (high to medium credit quality) and range from 'BB+' to 'D' is considered speculative grade (low credit quality)."

Fuente - Source: [SECMCA](#).

## Calificación crediticia soberana de Nicaragua - Nicaragua's sovereign credit rating

| Fecha       | Moody's               |                       | S&P                   |                       | Fitch                 |                       |
|-------------|-----------------------|-----------------------|-----------------------|-----------------------|-----------------------|-----------------------|
|             | Calificación - Rating | Perspectiva - Outlook | Calificación - Rating | Perspectiva - Outlook | Calificación - Rating | Perspectiva - Outlook |
| 14/feb/2020 | B3                    | Estable - Stable      |                       |                       |                       |                       |
| 20/abr/2020 |                       |                       | B-                    | Estable - Stable      |                       |                       |
| 30/abr/2020 | B3                    | Estable - Stable      |                       |                       |                       |                       |
| 17/jun/2020 |                       |                       |                       |                       | B-                    | Negativa - Negative   |
| 25/jun/2020 |                       |                       |                       |                       | B-                    | Negativa - Negative   |
| 05/ago/2020 | B3                    | Estable - Stable      |                       |                       |                       |                       |
| 17/ago/2020 | B3                    | Estable - Stable      |                       |                       |                       |                       |
| 19/oct/2020 |                       |                       | B-                    | Estable - Stable      |                       |                       |
| 15/feb/2021 | B3                    | Estable - Stable      |                       |                       |                       |                       |
| 11/jun/2021 |                       |                       |                       |                       | B-                    | Estable - Stable      |
| 23/jun/2021 |                       |                       |                       |                       | B-                    | Estable - Stable      |
| 11/ago/2021 | B3                    | Estable - Stable      |                       |                       |                       |                       |
| 18/ago/2021 | B3                    | Estable - Stable      |                       |                       |                       |                       |
| 30/sep/2021 |                       |                       | B-                    | Estable - Stable      |                       |                       |
| 31/mar/2022 | B3                    | Estable - Stable      |                       |                       |                       |                       |
| 02/may/2022 | B3                    | Estable - Stable      |                       |                       |                       |                       |
| 07/jun/2022 |                       |                       |                       |                       | B-                    | Estable - Stable      |
| 17/jun/2022 |                       |                       |                       |                       | B-                    | Estable - Stable      |
| 29/sep/2022 | B3                    | Estable - Stable      |                       |                       |                       |                       |
| 25/oct/2022 |                       |                       | B                     | Estable - Stable      |                       |                       |
| 13/dic/2022 | B3                    | Estable - Stable      |                       |                       |                       |                       |
| 29/jun/2023 |                       |                       |                       |                       | B-                    | Positiva - Positive   |
| 28/sep/2023 | B3                    | Estable - Stable      |                       |                       |                       |                       |
| 09/nov/2023 |                       |                       | B                     | Estable - Stable      |                       |                       |

Fuente - Source: Fitch, Moody's, S&P.



[www.bcn.gob.ni](http://www.bcn.gob.ni)